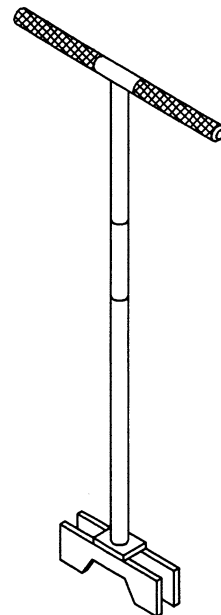


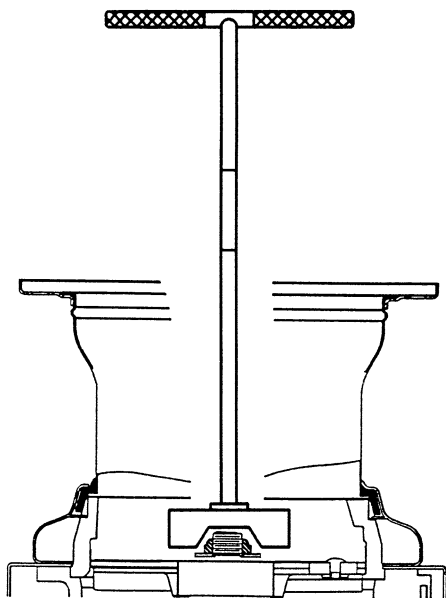


DEJAMMING WRENCH

- Dejamming wrench loosens any lodged object
- Easy to handle
- To order, specify Part #13993



Dejamming Wrench




Dejamming Wrench engaged in unit

Place the wrench over the shredder nut and stationary lugs located on the rotating shredder. Using the handle, rotate the wrench clockwise then counterclockwise to loosen the jam.*

NOTE: After freeing the rotating shredder, remove all loose particles which may have caused the jam.

*Cannot be used with 3½" opening

Our products appear on **The KCL CADalog** CD-ROM based CAD Foodservice Symbol Library. More information is available from **Kochman Consultants, Ltd.** at www.kclcad.com.



4700 21st STREET
RACINE, WI 53406
TEL: 800-845-8345
FAX: 262-554-3620
www.insinkerator.com



The Emerson logo is a trademark and a service mark of Emerson Electric Co.

